

## USE AND DISTRIBUTION NOTICE

Santa Clara County RACES authorization is granted to use and duplicate this material as-is as long as this page and the copyright notices on each page are included, acknowledging Santa Clara County ARES/RACES as the holder of the copyright.

Permission is granted to adapt this presentation to your needs as long as you acknowledge our copyright and include a note similar to "adapted with permission from Santa Clara County ARES/RACES"

For additional information on training or any of our programs send an email to: [info@scc-ares-races.org](mailto:info@scc-ares-races.org)

© Copyright 2023 Santa Clara County ARES®/RACES. All rights reserved.

1



## Shadowing

### Type III



Santa Clara County ARES®/RACES

Last Updated: 05/31/2023

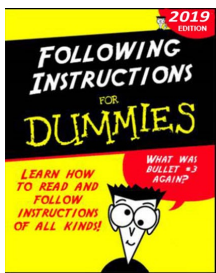
ARES® and Amateur Radio Emergency Service are registered servicemarks of the American Radio Relay League, Incorporated and are used by permission.

2

2

## HOUSEKEEPING

- Introductions
- Pen/pencil & paper
- Cell phones
- Side conversations
- Questions
- Breaks
- Restrooms
- Do not wander within building
- In case of emergency



© Copyright 2023 Santa Clara County ARES®/RACES. All rights reserved.

3

## Learning Objectives

- Explain the role of the Shadow Communicator
- Explain the importance of the role
- Explain the proper equipment to use
- Deal with various problems faced by shadow communicators
- Function as a fully independent shadow communicator to
  - Handle personal safety
  - Properly and professionally interact with the principal
  - Effectively and efficiently pass message traffic at a low level
  - Handle and pass emergency traffic
  - Properly document and log all activities
- Explain the Credential Standard for a Shadow evaluation
- Understand the importance of knowing how to program your radio

© Copyright 2023 Santa Clara County ARES®/RACES. All rights reserved.

4

4

## Agenda

- Roles and responsibilities
- Expectations of your principal
- Capabilities and services a shadow provides
- Types of message traffic handled
- Proper logging, monitoring, and message passing
- Proper shadowing techniques; the DOs and DON'Ts
- Dealing with problems encountered while shadowing
- Personal safety while shadowing
- How to earn a Shadow Credential

© Copyright 2023 Santa Clara County ARES®/RACES. All rights reserved.

5

5

## Fictitious Call Signs

- Examples used in this class make use of fictitious call signs:
- W6XRL4: Herman Munster
  - Character in a 1960 TV show
  - We will treat it like a real FCC call sign, even though it doesn't have the correct format



© Copyright 2023 Santa Clara County ARES®/RACES. All rights reserved.

6

6

## What is a Shadow?

- An Amateur Radio Operator (the **Shadow**) who accompanies an official (the **Principal**) during an event. A shadow operator may be on foot or mobile.
- The Shadow provides communications support for the Principal.
- The shadow MUST ALWAYS remain in the immediate vicinity of the Principal being shadowed.

© Copyright 2023 Santa Clara County ARES®/RACES. All rights reserved.

7

7

## Successful Shadowing



How to succeed ...  
... without being noticed.

© Copyright 2020 Santa Clara County ARES®/RACES. All rights reserved.

8

8

## Two Kinds of Shadowing

- **Public Events/Drills**
  - Parades, sporting events, races, etc.
  - Drills are good for gaining experience
- **Incidents & Emergency Activations**
  - Need experience
  - Potential for injury and loss of life in emergencies
  - Need to be ready for anything

© Copyright 2023 Santa Clara County ARES®/RACES. All rights reserved.

9

9

## Shadow Type III

S3

- **Capabilities**
  - Fully independent operator
    - Has the equipment, training, knowledge, skill, and experience to handle basic assignments correctly, without the need for assistance or coaching
  - Non-Critical, small or low complexity events
  - Low to medium traffic levels
  - Equipment: standard SCCo ARES/RACES go kit
- **Typical Assignment – Shadow for**
  - General event staff
  - Shelter Manager / CERT Team Leader

© Copyright 2023 Santa Clara County ARES®/RACES. All rights reserved.

10

10

## Shadow Type II

S2

- **Capabilities**
  - Type III plus
    - Critical, large or high complexity events
    - More critical assignments
    - Plans small events
- **Typical Assignment**
  - Shadow for primary event official, city or county official
  - Shadow Net Liaison

© Copyright 2023 Santa Clara County ARES®/RACES. All rights reserved.

11

11

## Shadow Type I

S1

- **Capabilities**
  - Type II plus
    - Most critical, large or complicated assignments, highest traffic levels
    - Plan, design, deploy and manage shadow communications for large events/incidents
- **Typical Assignment**
  - Shadow for senior government or high-profile official
  - Primary liaison for planning shadow comms


© Copyright 2023 Santa Clara County ARES®/RACES. All rights reserved.

12

12

## Shadow Assignments

- **Public Service Events**
  - Event Organizer
  - Safety Officer or Marshals
  - Judging personnel
  - Other event staff
- **Activations**
  - Incident Commander
  - Shelter Manager
  - EOC Staff
  - High profile principal



13

13

## Shadowing: Abilities

- Stay focused on your principal
- Polite, friendly attitude
- Can keep up with your principal - critical
- Can juggle multiple tasks and priorities
- “Think on your feet” – literally
- Present and available (*when needed*)
- Can problem solve
- Stay cool under pressure

© Copyright 2023 Santa Clara County ARES®/RACES. All rights reserved.

14

14

## Shadowing: Skills

- Manage appropriate traffic levels
- Effectively pass message traffic
- Fully independent field operator
- Deployed up to 8 hrs, prepared for 12 hrs
- Maintain accurate logs and records
- Stay calm and collected even when your principal isn't
- Manage and follow-up on multiple messages

© Copyright 2023 Santa Clara County ARES®/RACES. All rights reserved.

15

15

## Shadowing: Forms

- ICS 211 – Check In List
- ICS 214 – Unit Activity Log
- ICS 309 – Communications Log
  - Optional for Shadows
- Unofficial Forms:
  - Telephone Message Pad (2 part NCR)
  - Index cards
  - “Form 1”
- ICS 213 – 3<sup>rd</sup> Party Message Form

© Copyright 2023 Santa Clara County ARES®/RACES. All rights reserved

14

16

<b>ICS 211A CHECK IN LIST (COMMUNICATIONS)</b>	<b>1. INCIDENT NAME:</b> Mummy Race	<b>2. DATE:</b> 10/31/20	<b>3. INCIDENT NUMBER:</b> MBH-20-03	<b>4. CHECK IN LOCATION:</b> Gateman, Goodbody		
<b>5. INFORMATION</b>						
PERSONNEL NAME	CALL SIGN	AGENCY	TIME IN	TIME OUT	HOURS	REMARKS
Herman Munster	W6XRL4	City	1830	0010		
<b>ICS 211A SCCo RACES</b>	<b>6. NUMBER OF PAGES:</b> _____ of _____		<b>7. PREPARED BY (RESOURCE UNIT):</b>		<b>8. MISSION NUMBER</b> XSC -	

17

## ICS-214 Unit Log

- Record significant events
- Message traffic
- Turned in at end of shift
- Legible

[illegible]

© Copyright 2023 Santa Clara County ARES®/RACES. All rights reserved

19

18

[illegible]

19

This is a good form for passing informal traffic that can't or shouldn't be done verbally.

Can be used when principal is in a meeting or briefing, without interrupting them.

2-part carbonless preferred

Turned in with other paperwork.

Log it.

**Phone Call Message Pads**

PHONE CALL MESSAGE PAD

NAME \_\_\_\_\_ DATE \_\_\_\_\_ TIME \_\_\_\_\_

MY PHONE \_\_\_\_\_ MY FAX \_\_\_\_\_

MY TELEPHONE \_\_\_\_\_

MY CELL PHONE \_\_\_\_\_

MY HOME PHONE \_\_\_\_\_

MY PAGER \_\_\_\_\_

TELEPHONED \_\_\_\_\_

RETURNED MY CALL \_\_\_\_\_

PLEASED CALL \_\_\_\_\_

WILL CALL AGAIN \_\_\_\_\_

CAME TO SEE YOU \_\_\_\_\_

WANTS TO SEE YOU \_\_\_\_\_

2-PART CARBONLESS PREFERRED

PHONE CALL MESSAGE PAD

NAME \_\_\_\_\_ DATE \_\_\_\_\_ TIME \_\_\_\_\_

MY PHONE \_\_\_\_\_ MY FAX \_\_\_\_\_

MY TELEPHONE \_\_\_\_\_

MY CELL PHONE \_\_\_\_\_

MY HOME PHONE \_\_\_\_\_

MY PAGER \_\_\_\_\_

TELEPHONED \_\_\_\_\_

RETURNED MY CALL \_\_\_\_\_

PLEASED CALL \_\_\_\_\_

WILL CALL AGAIN \_\_\_\_\_

CAME TO SEE YOU \_\_\_\_\_

WANTS TO SEE YOU \_\_\_\_\_

2-PART CARBONLESS PREFERRED

PHONE CALL MESSAGE PAD

NAME \_\_\_\_\_ DATE \_\_\_\_\_ TIME \_\_\_\_\_

MY PHONE \_\_\_\_\_ MY FAX \_\_\_\_\_

MY TELEPHONE \_\_\_\_\_

MY CELL PHONE \_\_\_\_\_

MY HOME PHONE \_\_\_\_\_

MY PAGER \_\_\_\_\_

TELEPHONED \_\_\_\_\_

RETURNED MY CALL \_\_\_\_\_

PLEASED CALL \_\_\_\_\_

WILL CALL AGAIN \_\_\_\_\_

CAME TO SEE YOU \_\_\_\_\_

WANTS TO SEE YOU \_\_\_\_\_

2-PART CARBONLESS PREFERRED

© Copyright 2013 Santa Clara County ARES®/RACES. All rights reserved.


20

20

“Form 1” →

**Spiral Index Cards**

↓



Notepad

© Copyright 2023 Santa Clara County ARES®/RACES. All rights reserved.

21

21























[illegible]

22

# What forms do I need?

## Standard Go Kit Forms

Go-Kit forms  
Common for  
Shadows

All Go Kit Forms (ZIP: 4.3 MB) [Rev: 12-Jul-2019]			
PDF	Word	Qty	Form Name
		2	RACES Recommended Form Routing Check Sheet [Rev: 04-May-2019]
		5	RACES Radio Routing Slip [Ver: 190527b]
		5	ICS 205 SCCo RACES Communications Plan [Rev: 09-Jun-2018]
		5	ICS 211A SCCo RACES Check In List - Communications
		10	ICS 213 Message Form [Ver: 190526b]
		5	ICS 214 SCCo ARES/RACES Unit Activity Log [Rev: 25-Sep-2009]
		5	ICS 309 SCCo ARES/RACES Communications Log [Rev: 18-Dec-2014]
		5	ICS 314 Windshield Assessment Survey
		5	SCCo EOC-213RR Resource Request (with Guide) v2017-08
		3	SCCo OA Municipal Status [Ver: 190528b]
		3	SCCo OA Shelter Status [Ver: 190619e]
		3	SCCo Allied Health Facility Status (DEOC 9) (with instructions) v2018-02

<https://www.scc-ares-races.org/operations/go-kit-forms.html>

© Copyright 2023 Santa Clara County ARES®/RACES. All rights reserved.

23

23

# Where do I get these forms?

<http://www.scc-ares-races.org/>

Click on  
**FORMS  
& SIGNS**

**Training & Events Calendar**  
Click on an event title for more detail

**Tuesday, August 18**

8:30 PM Training Net - Message Panel

**Saturday, August 22**

10:00 AM ARES/RACES Communicative

**Saturday, August 22**

9:00 AM ARES/RACES Communicative

**Saturday, August 22**

10:00 AM Mountain View City Drill

**Saturday, August 22**

10:00 AM Saratoga City Drill

**Saturday, August 22**

**QUICK LINKS**

**ALERTS**

**Frequency Lists:** County Voice, County Packer, Regional

**SERVICES**

**Overview**

**Emergency Management:** Op Area EOC, Jurisdiction EOCs, Credentialing, Mutual Aid

**Agencies and Community:** Allied Health, County Fire, Hospitals, ...

**OPERATIONS**

Activation Info, Contact Info, DSW, [Forms & Signs](#), Frequency Lists, Go Kit, Mutual Aid, Nets, Programs (Credentialing Program, Hospital Net), Standards & Procedures, Monthly EC report, More...

© Copyright 2023 Santa Clara County ARES®/RACES. All rights reserved.

24

24

### Equipment: Go-Kit

- **HT dual band** (2m/70cm) radio (5 watt) dual VFO, dual receive preferable
- **Spare Batteries** for minimum of 12 hours of operations

© Copyright 2023 Santa Clara County ARES®/RACES. All rights reserved.

25

25

### Equipment: Go-Kit

- **Headset** - headset (or ear bud) with boom mic (speaker mic not recommended)



© Copyright 2023 Santa Clara County ARES®/RACES. All rights reserved.

26

26

### Equipment: Go-Kit

- **Magnetic mount dual band** (2m/70cm) antenna
- **Adapters** to connect to your radio (HT and/or Mobile)



© Copyright 2023 Santa Clara County ARES®/RACES. All rights reserved.

27

27

### Equipment: Go-Kit

- **Chest Pack** for radio and equipment so your hands are free



© Copyright 2023 Santa Clara County ARES®/RACES. All rights reserved.

28

28

### Equipment: Paper Mgmt

- **Good writing surface**
- **Forms Storage** - Clip board w/storage or plastic folders




© Copyright 2023 Santa Clara County ARES®/RACES. All rights reserved.

29

29

### Equipment: Paper Mgmt

- **Pads of paper** or spiral bound steno pad notebook (form 1) for informal messages
- **2-part Phone message pads**
- **Multiple binder clips** of various sizes



© Copyright 2023 Santa Clara County ARES®/RACES. All rights reserved.

30

30

## Equipment: Paper Mgmt

- Forms
  - ICS 214 SCCo RACES – Unit Log
  - ICS 309 SCCO RACES (optional for Shadows)
  - ICS 213 SCCo RACES – Message Form

© Copyright 2023 Santa Clara County ARES®/RACES. All rights reserved.

31

31

## Equipment: Personal

- **Several pens** or your favorite writing implements
- Sturdy **comfortable shoes** or boots
- **Hat or helmet** (depending on assignment)
- Clothes (dress in layers), anticipate assignment
- **Gloves** (still need to write, use radio, and handle forms)
- **Jacket or windbreaker** to match anticipated weather conditions.
- **Safety vest, ANSI Class 2, safety yellow/lime yellow with pockets for carrying items while operating portable**

© Copyright 2023 Santa Clara County ARES®/RACES. All rights reserved.

32

32

## Equipment: Personal

- Personal Supplies
  - Water or juices
  - Power or energy bars
  - Sunscreen
  - Sun glasses
  - Easy to read watch
  - **Small flashlight** with at least one set of spare batteries.
    - **Book light** – Great on clip board
    - **Head Lamp** – Don't blind people with your light

© Copyright 2023 Santa Clara County ARES®/RACES. All rights reserved.

33

33

## Shadowing: First 5 minutes

- Set mutual expectations
  - Introduce yourself
  - Ask if they have any questions
    - First time assigned a shadow?
      - Explain the capabilities and services you and Net Control can provide.
      - Explain we are communicators, not assistants. You are limited to and insured for communications.
  - Write down their full name and title
  - Exchange cell #s if appropriate

© Copyright 2023 Santa Clara County ARES®/RACES. All rights reserved.

34

34

## Shadowing: First 5 minutes

- Understand the equipment they expect you to use.
  - Your own
  - A commercial or other radio provided by event
  - Their cell phone
- Ask what type of traffic they need you to handle/monitor.
  - Listen for and keep them informed of significant events and activities they care about.

© Copyright 2023 Santa Clara County ARES®/RACES. All rights reserved.

35

35

## Shadowing: First 5 minutes

- Establish procedures to reconnect when separated.
  - Bathroom breaks
  - Sensitive meetings
  - You lose them (it happens)
- Cell phone contact
- Arrange a meeting place if you lose each other

© Copyright 2023 Santa Clara County ARES®/RACES. All rights reserved.

36

36

**Shadow "First 5 Minutes" Checklist**

Name, HR ID tag:	Tactical call sign:	Date and Time:
Person/Shadow Name:	Assignment Number:	

1. Introduce yourself.
2. Principal (Does, Yes, No, Not on, etc.) \_\_\_\_\_
3. Explain role of shadow, capabilities provided:
  - a. To ensure you can always be reached.
  - b. Can able to get information for you when you attend to other matters.
  - c. Can take messages for you at times you don't want to be interrupted.
  - d. No attention and limited to assisting communications.
  - e. Any questions?
4. In addition to using my personal loan equipment, I can use principal/owner supplied equipment, too
  - a. Mobile Phone: \_\_\_\_\_
  - Commercial Radio: \_\_\_\_\_
  - FIS/DMS: \_\_\_\_\_
  - Other: \_\_\_\_\_
5. Roles and Responsibilities of principal: \_\_\_\_\_
6. Is there any specific message traffic, or particular events, that you would like to be kept informed about? \_\_\_\_\_
7. Recommend plan if separated: \_\_\_\_\_
8. Principal's mobile phone number: \_\_\_\_\_

(If not - Yes/No - Don't know/Principal)  
 Name: \_\_\_\_\_  
 Agency: \_\_\_\_\_  
 Phone: \_\_\_\_\_  
 Notes: \_\_\_\_\_

© Copyright 2023 Santa Clara County ARES®/RACES. All rights reserved.

37



38

## Effective Shadowing

- Stay within an effective distance of your Principal
  - Typically 5-10 feet away
- Remain with your Principal until relieved
  - By Replacement
  - By Net Control
  - Or released by your principal or other authority

39

39

## Effective Shadowing

- Multi-tasking:
  - Monitoring your net
    - While communicating with your Principal
  - And logging traffic and events
    - While not losing sight of your Principal
- When passing verbal traffic:
  - Do not use Q-codes or 10-codes.
  - ID with your Tactical Call and FCC Call Sign
    - At the end of an exchange or at 10 minutes
    - This is Dracula's shadow ... W6XRL4

40

40

## Effective Shadowing

- If the principal takes a break, you should too.
  - Never pass on bathrooms, meals or rest.
- Do as you are told
  - You may be excluded from meetings, briefings, or private conversations.
- Do as you are told... unless
  - It involves your personal safety, and you find it questionable

41

41

## Effective Shadows ...

- Know their Principal's position and title.
  - You may be called by either one.
- Know function of other principals being shadowed and the Tactical Call of the other Shadows
  - Who to call for information your principal wants
- Remain composed and positive
  - You are there to help the Principal be successful
- Monitor all traffic for information that might be useful to their Principal. Anticipate their requests.
  - If they ask for a status on something frequently, pay attention to those events.
  - Record significant events and activities to anticipate what they may ask about later

42

42

## Effective Shadows ...

- Ask clarifying questions before transmitting or relaying information
  - If it doesn't make sense to you, it may be incomplete
  - Clarify timeframes on requests before relaying.
  - What priority / how critical is this request?
- Listen for direct traffic, not from Net Control.
  - Normally a Shadow Net is an Open Net
- Prioritize traffic to/from Principal, to avoid monopolizing the net.

© Copyright 2023 Santa Clara County ARES®/RACES. All rights reserved.

43

43

## Effective Shadows ...

- Are mindful of Principals' personal space.
  - If they are uncomfortable, step back.
- Ask NCO to be relieved if you cannot keep up the pace.

© Copyright 2023 Santa Clara County ARES®/RACES. All rights reserved.

44

44

## Shadows: What to log?

- ICS 214 (Unit Log)
  - When assigned, relieved
  - "First 5 minutes" information
  - Notes, questions, significant events
  - Messages, inquiries
  - Every time you transmit or receive
- ICS 309 (Communications Log) **Optional for Shadows**
  - A Shadow needs to be mobile working from a clipboard
  - OK to log all messages on ICS-214

© Copyright 2023 Santa Clara County ARES®/RACES. All rights reserved.

45

45

## Shadows: What to log?

- Examples:
  - 0813 : *First runners started.*
  - 0822 : *To all checkpoints - Principal needs to know when first runner passes each checkpoint.*
  - 1413 : *Asked parking detail to close South parking lot. Confirm when done.*
  - 1433 : *Parking detail says South lot now closed.*

© Copyright 2023 Santa Clara County ARES®/RACES. All rights reserved.

46

46

## Shadows: What to log?

- Informal/Operational message traffic
  - Logistics requests
  - Most message traffic will be informal. Very seldom will you get any formal messages.
- ICS 213 (3rd Party Message)
  - Use ICS 213 when you want to precisely document a message or critical information.

© Copyright 2023 Santa Clara County ARES®/RACES. All rights reserved.

47

47

## Shadows and Traffic Mgmt

- You could get **EMERGENCY** traffic for your Principal, pay attention.
- **ALWAYS** keep track of your traffic.
  - You could have 3-4 messages out waiting for responses, and several incoming messages or questions coming in.
  - Mark "open" questions, check them off.
  - Be prepared to go back through logs to answer previous questions.
  - Example: *Did the South parking lot ever get closed?*

© Copyright 2023 Santa Clara County ARES®/RACES. All rights reserved.

48

48

- Have a system to track open items

- Have a system to note significant events that your principal may want to know about later

49

49

## Effective Shadows...

- Leave a **GOOD** impression.
  - It takes a lot more effort to overcome a bad impression.
  - You are an ambassador for SCCo amateur radio communications.
- Blend in and don't "stand out".
  - Best crew is never seen - same for a shadow.
- Work to solve the Principal's problems
  - Principal's concern and problems are yours as well.

50

50

## Don't Socialize Don't lose your Principal

51

51

## Effective Shadows...

- DON'T** stand around and chat with other shadows. Focus on your Principal.
- DON'T** lose track of radio traffic.
  - Requires focus and attention to detail.
- DON'T** interrupt unless it's an emergency or requested to do so by calling party.
- DON'T** lose your Principal.
- DON'T** chat with people around them.

52

52

## Shadows: Safety First!

- Dead heroes don't count
- Maintain situational awareness
  - Know your surroundings and situation
  - Disaster and Emergencies are unpredictable, don't turn your back
- If you believe it's unsafe, it's OK to say so
  - "This is as far as I go, I'll be here IF you come back."
  - You can back out but do so gracefully, don't just leave. Inform NC and/or supervisor.

53

53


## Shadow Credential Evaluation Criteria

54

54

### Good Operators Follow Performance Standards and Best Practices

- Covers all performance aspects of operating in ARES/RACES
  - Professionalism and Training
  - Communications Technique
  - Safety
  - Methods and Procedures
  - Equipment
  - Documentation
- Applies to all operators
- Standard used for credential performance evaluations



Santa Clara County ARES®/RACES

**Performance Standards  
and Best Practices**

Version 2.1  
Revised: 20 Jan 2023

<http://www.scc-ares-races.org/operations.html>

© Copyright 2023 Santa Clara County ARES®/RACES. All rights reserved. 55

55

### Earning a Credential

- Equipment**
  - Standard 12-hour go kit, plus more as appropriate
- Training**
  - SCCo ARES/RACES courses: technical and role-specific
  - ICS/SEMS/NIMS courses
- Knowledge**
  - Able to explain key concepts (general and role-specific)
- Experience**
  - Participation as a Shadow at events and incidents
- Performance**
  - Peer-reviewed, based on Performance Standards
  - Conducted at regular events (no special circumstances needed)

© Copyright 2023 Santa Clara County ARES®/RACES. All rights reserved. 56

56

## Prerequisites

	Type III	Type II	Type I
<b>Prerequisite</b>	• Field Comm Type III	• Shadow Comm Type III	• Shadow Comm Type II


## Required Training

	Type III	Type II	Type I
<b>Training</b>	• SCCo Shadow Comm Type III	• Type III, plus • SCCo Cross-band Repeat	• Type II, plus: • ICS-300 • SCCo Event Planning
<b>Participation &amp; Experience</b>	• 1 drill or public service	• Type III, plus: • 1 drill or public service	• Type II, plus: • 1 drill or public service • Plan Shadow Comms

© Copyright 2023 Santa Clara County ARES®/RACES. All rights reserved. 57

57

## Shadowing: Equipment




	Type III	Type II	Type I
<b>Equipment</b>	• Field Comm Type III, plus: • Backpack, vest or harness for portable operations	• Field Comm Type II, plus: • Backpack, vest or harness for portable operations	• Shadow Type II, plus: • DC supply • Battery charger • Sustained power > 12 hrs

© Copyright 2023 Santa Clara County ARES®/RACES. All rights reserved. 58

58

## Knowledge




	Type III	Type II	Type I
<b>Knowledge</b>	• HT radio familiarity • Performance Standards For Shadows • Managing problems	• Type III, plus: • Mobile radio familiarity • Cross-band repeater ops • Managing problems	• Type II, plus: • Radio familiarity • Manages problems

© Copyright 2023 Santa Clara County ARES®/RACES. All rights reserved. 59

59

## Knowledge

- Can effectively deal with loss of:
  - Loss of Principal
  - Repeater
  - NCO
  - Just plain lost



© Copyright 2023 Santa Clara County ARES®/RACES. All rights reserved. 60

60

## Loss of Principal

- Did you make prior arrangements
  - Exchange Cell Phone #s
  - Arrange a place to meet
- Ask other Shadows for help
- Ask Net Control for help



© Copyright 2023 Santa Clara County ARES®/RACES. All rights reserved.

61

61

## Loss of Repeater

- How do you know?
  - Have not heard any traffic
  - No courtesy tone
  - Can not contact NC or other Shadows
- Actions
  - Is your radio working?
    - Battery OK
    - Did you accidentally change radio settings (lock keypad)
  - Use the Repeater Output frequency with tone
  - Is there a backup frequency on the ICS-205



© Copyright 2023 Santa Clara County ARES®/RACES. All rights reserved.

62

62

## Loss of NCO

- Net Control is generally a liaison to another net or a monitor
- Is another Shadow near the NC location, can they investigate
- Can another under-utilized shadow listen to two nets and serve as liaison



© Copyright 2023 Santa Clara County ARES®/RACES. All rights reserved.

63

63

## Just Plain Lost

- Actions
  - Do you have a map or other briefing documents
  - Ask Net Control for help



© Copyright 2023 Santa Clara County ARES®/RACES. All rights reserved.

64

64

## Knowledge


- Can effectively deal with difficult physical environment



High  
Temp



Noisy



Rain/Wind



Cold

© Copyright 2023 Santa Clara County ARES®/RACES. All rights reserved.

65

65

## High Temperature

- Situation
  - Operating in very high temperatures
- Actions
  - Use shade whenever possible
    - Trees, edge or eve of building, pop-ups
  - Stay Hydrated
  - Use sunscreen and hat
  - Watch for signs of heat exhaustion in yourself and others




© Copyright 2023 Santa Clara County ARES®/RACES. All rights reserved.

66

66

### Rain/Wind

- Situation
  - You need to operate in the rain
- Action
  - Protect your paperwork and equipment from rain
    - Plastic bags for radio and clipboard
    - Waterproof paper (Expensive), waterproof ink
    - Binder Clips to hold papers/forms
    - Enclosed clipboard to protect papers
  - Always have appropriate clothing for conditions




© Copyright 2023 Santa Clara County ARES®/RACES. All rights reserved.

67

67

### Cold

- Situation
  - You need to operate in the cold
- Action
  - Dress in layers
  - Hat, gloves, good footwear, hand & toe warmers
  - Watch for signs of hypothermia in yourself and others
  - Hydration and food, your body needs fuel




© Copyright 2023 Santa Clara County ARES®/RACES. All rights reserved.

68

68

### Noisy

- Situation
  - You need to operate in loud conditions
- Action
  - Use a headset
  - Use noise cancelling mike
  - Pay extra attention to radio – it is easy to miss someone calling you
  - Just because it is noisy is not a reason for you to talk loudly. It only makes things worse.



© Copyright 2023 Santa Clara County ARES®/RACES. All rights reserved.

69

69

### Break Time!




© Copyright 2023 Santa Clara County ARES®/RACES. All rights reserved.

70

70

### Operator Skills



	Type III	Type II	Type I
Evaluation	<ul style="list-style-type: none"><li>Performance Standards</li><li>Low-to-medium traffic</li><li>Multiple informal msgs</li><li>ICS-211, ICS-214, ICS-309</li></ul>	<ul style="list-style-type: none"><li>Type III, plus:</li><li>Medium-to-high traffic</li><li>Multiple informal msgs</li><li>ICS-205</li><li>2 nets</li></ul>	<ul style="list-style-type: none"><li>Type II, plus:</li><li>Plan, design, setup an event</li><li>ICS-201, ICS-202</li></ul>

© Copyright 2023 Santa Clara County ARES®/RACES. All rights reserved.

71

71

### Operator Skills

Operator skill will be evaluated by observing performance in all of the following areas:

- Effectively manage traffic for the assigned principal for at least one hour
- Accurately and effectively passes message traffic
  - Multiple informal messages - fill out, log, pass, and track
- Properly and accurately maintains logs and records:
  - ICS 211A-SCCo Communications check-in form for all operators at the location
  - ICS 214-SCCo Unit Activity Log, including time on scene; messages sent/received; actions taken; events that occur; and time when assignment ends
  - Submits logs and records to supervisor at end of shift/event

© Copyright 2023 Santa Clara County ARES®/RACES. All rights reserved.

72

72

## Operator Skills

- You need to be able to program your radio in the field without assistance from others or a computer
- Configure radio to perform each of the following without hesitation or delay without the use of documentation
  - Program frequency with
    - Simplex without tone
    - Simplex with tone and tone squelch
    - Repeater with offset and CTCSS tone
  - Save configurations to and recall from memory
  - Lock keypad or mic controls, if so equipped
  - How to do a full factory reset

© Copyright 2023 Santa Clara County ARES®/RACES. All rights reserved.

73

73

## Operator Skills

- Identifies with Tactical call
- Ends communication with FCC Call
- Calls other Shadows by their Tactical Call
- Listens, Listens, Listens

© Copyright 2023 Santa Clara County ARES®/RACES. All rights reserved.

74

74

## Lessons Learned



© Copyright 2023 Santa Clara County ARES®/RACES. All rights reserved.

75

75

## Problem Solving

- When what you are doing just isn't working...then what?
  - Maybe information is not passed fast enough...
    - Maybe a directed net is not called for.
      - Maybe switch to an "open net" for faster information exchange.
    - Tactical calls are too long and cumbersome?
      - Shorten them to something that can be expressed more quickly.
    - Open Mic
      - Locate the problem by checking with everyone.
      - Have two frequencies: one for normal traffic and one used for H&W. Monitor both all the time.

© Copyright 2023 Santa Clara County ARES®/RACES. All rights reserved.

76

76

## Problem Solving

- You can't reach the shadow you need to talk to.
  - Ask Net Control to relay the message.
- You have a radio (or other) problem that you can't fix quickly.
  - Get word to Net Control that you need a replacement.
    - Ask a nearby operator to inform Net Control
    - Phone someone who can contact Net Control

© Copyright 2023 Santa Clara County ARES®/RACES. All rights reserved.

77

77

## Problem Solving

- Your principal is getting irritated with you and taking it out on you.
  - Ask for help from Net Control.
  - Ask for the Comms IC's help
  - Ask to be replaced
- The environment is so noisy you really can't hear.
  - Different headset
  - Ear bud under a headset or earmuffs

© Copyright 2023 Santa Clara County ARES®/RACES. All rights reserved.

78

78

## Examples

- Check In To Shadow Net
- Meet Up with Principal
- Health & Welfare



:25



1:27



1:15

© Copyright 2023 Santa Clara County ARES®/RACES. All rights reserved.

79

79

## Examples

- Released/Check-Out
- Not Using Tactical Call



:25



:34

© Copyright 2023 Santa Clara County ARES®/RACES. All rights reserved.

80

80

## Example

- What do you hear?  
What would you do differently?



1:20

Nancy's Shadow-NS Debbie's Shadow-DS Sammie's Shadow-SS  
NS wants to get a message from SS that was unsuccessful over event radio

NS calls SS, NC tries to answer, DS answers & cuts off part of her Tactical  
After a short while NS realizes he is talking to DS and not SS  
NS again calls SS and asks for SS to relay message to NS  
SS appears to think NS is going to send him a message and is waiting  
NS clarifies that he is standing by for message from SS, SS misses that  
NS calls SS to say he is still standing by for message from SS  
SS is confused about direction of the message  
NS tries to clarify  
SS can't copy NS due to background noise  
SS radio cuts out due to low battery  
NS ask for help from Net Control (NC)

© Copyright 2023 Santa Clara County ARES®/RACES. All rights reserved.

81

81

## Lessons

- Have the correct Equipment
  - Headset or ear bud, no speaker mics
  - Noise cancelling microphone
  - Batteries to last entire event, check them frequently.  
If batteries are low you can still receive, but transmit will be affected.
- Procedures
  - Listen, listen, listen. Pay attention
  - ID with Tactical Call
  - Don't talk loudly to overcome noise
  - Ask for help from Net Control or others

© Copyright 2023 Santa Clara County ARES®/RACES. All rights reserved.

82

82

## Theory vs Experience

- Two parts to learning: Theory and Experience
  - Focus of the classroom is on theory/procedures
  - Experience comes at drills and public service events
- Just like lecture vs. lab in college, both are needed to master the subject

**LECTURE LAB**

© Copyright 2023 Santa Clara County ARES®/RACES. All rights reserved.

83

83

## Experience

- Shadowing opportunities range from ones with very little traffic to quite busy.
- You can let the event organizer know you are new to Shadowing and they can then assign you to an easier position.
- For drills you might be assigned to a Principal who has been a shadow themselves and can help coach you.

© Copyright 2023 Santa Clara County ARES®/RACES. All rights reserved.

84

84

# QUESTIONS

© Copyright 2023 Santa Clara County ARES®/RACES. All rights reserved.

85

85

## Final Assignment

Please complete the Class Evaluation within one week.

To receive course credit, you need to

- Attend at least 90% of the class
- Participate in class
- Complete the class evaluation

If you do these, you will get credit for the course.

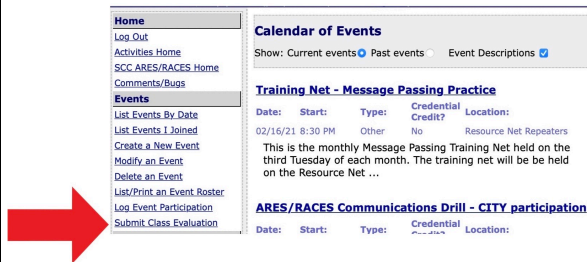
© Copyright 2023 Santa Clara County ARES®/RACES. All rights reserved.

86

86

## Online Class Evaluation

Log into <https://www.scc-ares-races.org/activities/events.php>  
Click "Submit Class Evaluation" in Events



The screenshot shows the website's navigation menu on the left with 'Events' highlighted. A red arrow points to the 'Submit Class Evaluation' link in the 'Events' dropdown. The main content area shows the 'Calendar of Events' with a table listing events like 'Training Net - Message Passing Practice' and 'ARES/RACES Communications Drill - CITY participation'.

Date:	Start:	Type:	Credential Credit?	Location:
02/16/21	8:30 PM	Other	No	Resource Net Repeaters

© Copyright 2023 Santa Clara County ARES®/RACES. All rights reserved.

87

87

## Thank You!

If you have questions or feedback about this or other training activities, you can join our Training discussion group.

<https://scc-ares-races.groups.io/g/training>

This is a moderated group.

© Copyright 2023 Santa Clara County ARES®/RACES. All rights reserved.

88

88