

What's New With SCCo Packet Installer v130

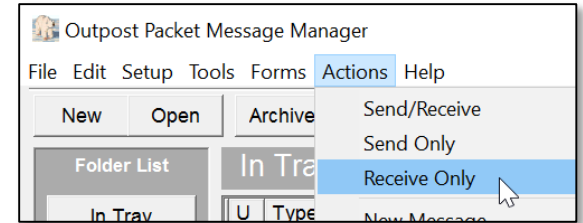
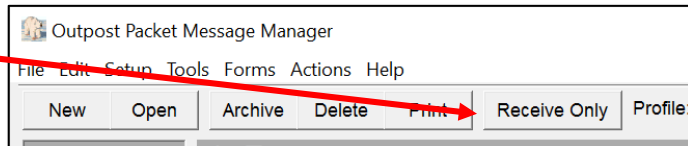
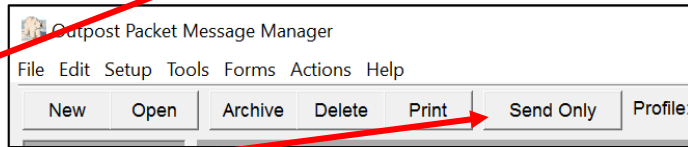
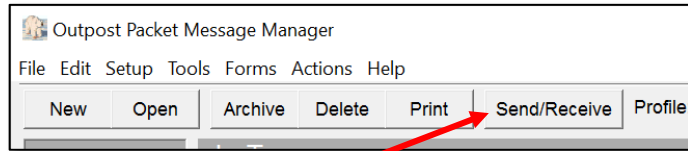
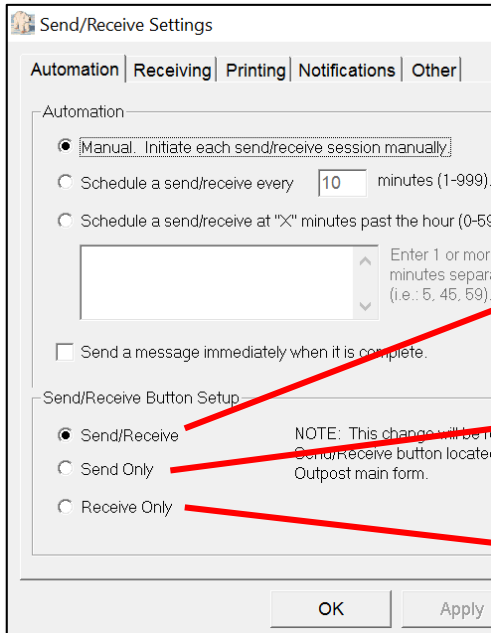
Michael Fox, N6MEF

21-Jun-2017

Configurable Send/Receive Button

- Button can be set to: Send/Receive, Send Only, Receive Only
- Perfect for EOCs with one machine sending, one receiving
- Saved in profile; override with Action menu

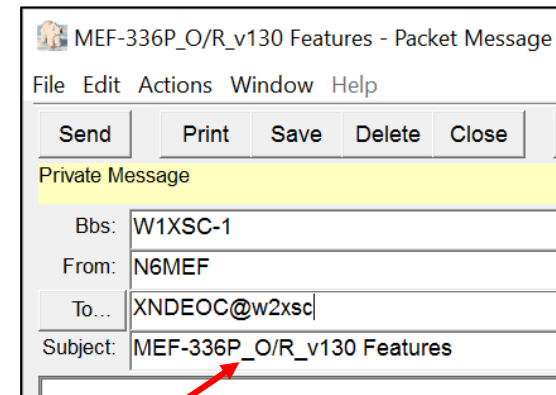
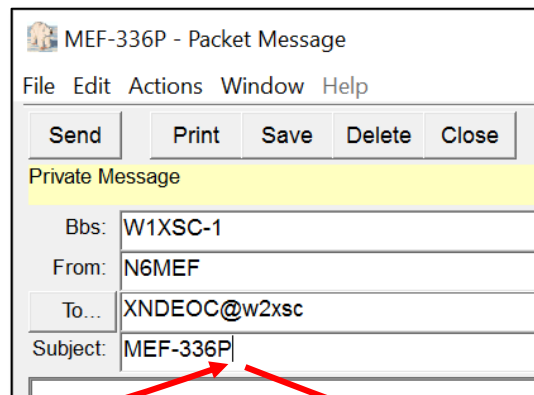
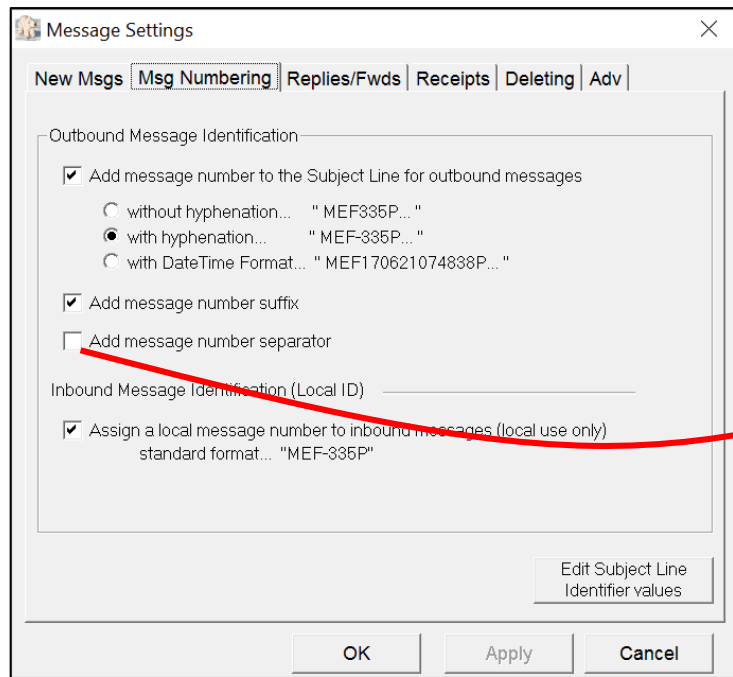
Tools > Send/Receive Settings



Configurable Message Number Separator

- Turn off “: ” separator after message number in subject
- No need to back up/delete “: ” before typing SCo standard subject line separator “_”

Tools > Message Settings



Action Needed

- The SCCo Packet Installer automatically updates the “Outpost” profile to turn off the message number separator
- Any user-created profiles must be manually updated
- Use the “SCCo Standard Outpost Configuration document
 - Easy to scan each of the setup and tools dialog boxes and set values

For More Information

- Support

- See the Santa Clara County ARES/RACES web site packet page
 - <http://www.scc-ares-races.org/packet.html>
- Join the SCCo Packet Yahoo group

- Practice

- Check into the weekly packet net, either or both days
 - <http://www.scc-ares-races.org/packet/weekly-packet-checkin.html>
 - Automated feedback to help you improve, verify you've got it right
- Participate as a packet operator at drills and other events